

MONTHLY REPORT OF DISBURSEMENTS
For the month of June 2023


Department : State Universities and Colleges (SUCs)
 Agency/Entity : Central Mindanao University
 Operating Unit : < not applicable >
 Organization Code (UAACS) : 08 091 000000
 Fund Cluster : 01 - Regular Agency Fund


Particulars	Current Year Budget					Prior Year's Budget											Trust Liabilities				Grand Total					Remarks			
	PS	MOOE	FinEx	CO	TOTAL	Prior Year's Accounts Payable					Current Year's Accounts Payable						SUB-TOTAL	PS	MOOE	CO	TOTAL	PS	MOOE	FinEx	CO		TOTAL		
						7	8	9	10	11=7+8+9+10	12	13	14	15	16=(12+13+14+15)	17=(11+16)												18=(8+17)	19
CASH DISBURSEMENTS	38,892,557.93	9,547,825.04	0.00	2,658,297.46	51,098,680.43	0.00	52,673.48	0.00	5,209,875.26	5,262,548.74	0.00	25,301.25	0.00	0.00	25,301.25	5,287,849.99	56,386,530.42	2,610,736.63	0.00	0.00	2,610,736.63	41,503,294.56	9,625,799.77	0.00	7,868,172.72	58,997,267.05			
Notice of Cash Allocation (NCA)	38,892,557.93	9,547,825.04	0.00	2,658,297.46	51,098,680.43	0.00	52,673.48	0.00	5,209,875.26	5,262,548.74	0.00	25,301.25	0.00	0.00	25,301.25	5,287,849.99	56,386,530.42	2,610,736.63	0.00	0.00	2,610,736.63	41,503,294.56	9,625,799.77	0.00	7,868,172.72	58,997,267.05			
MDS Checks Issued	1,975,142.08	1,004,690.62	0.00	0.00	2,979,832.70	0.00	0.00	0.00	0.00	0.00	0.00	24,951.25	0.00	0.00	24,951.25	3,004,783.95	0.00	0.00	0.00	0.00	1,975,142.08	1,029,641.87	0.00	0.00	3,004,783.95				
Advice to Debit Account	36,917,415.85	8,543,134.42	0.00	2,658,297.46	48,118,847.73	0.00	52,673.48	0.00	5,209,875.26	5,262,548.74	0.00	350.00	0.00	0.00	350.00	5,262,898.74	53,381,746.47	2,610,736.63	0.00	0.00	2,610,736.63	39,528,152.48	8,596,157.90	0.00	7,868,172.72	55,992,483.10			
Notice of Transfer Allocations (NTA)	0.00	0.00	0.00	0.00	0.00	0.00	0.00	0.00	0.00	0.00	0.00	0.00	0.00	0.00	0.00	0.00	0.00	0.00	0.00	0.00	0.00	0.00	0.00	0.00	0.00	0.00	0.00		
MDS Checks Issued	0.00	0.00	0.00	0.00	0.00	0.00	0.00	0.00	0.00	0.00	0.00	0.00	0.00	0.00	0.00	0.00	0.00	0.00	0.00	0.00	0.00	0.00	0.00	0.00	0.00	0.00	0.00	0.00	
Advice to Debit Account	0.00	0.00	0.00	0.00	0.00	0.00	0.00	0.00	0.00	0.00	0.00	0.00	0.00	0.00	0.00	0.00	0.00	0.00	0.00	0.00	0.00	0.00	0.00	0.00	0.00	0.00	0.00	0.00	
Working Fund for FAPs	0.00	0.00	0.00	0.00	0.00	0.00	0.00	0.00	0.00	0.00	0.00	0.00	0.00	0.00	0.00	0.00	0.00	0.00	0.00	0.00	0.00	0.00	0.00	0.00	0.00	0.00	0.00	0.00	
Cash Disbursement Ceiling (CDC)	0.00	0.00	0.00	0.00	0.00	0.00	0.00	0.00	0.00	0.00	0.00	0.00	0.00	0.00	0.00	0.00	0.00	0.00	0.00	0.00	0.00	0.00	0.00	0.00	0.00	0.00	0.00	0.00	
TOTAL CASH DISBURSEMENTS	38,892,557.93	9,547,825.04	0.00	2,658,297.46	51,098,680.43	0.00	52,673.48	0.00	5,209,875.26	5,262,548.74	0.00	25,301.25	0.00	0.00	25,301.25	5,287,849.99	56,386,530.42	2,610,736.63	0.00	0.00	2,610,736.63	41,503,294.56	9,625,799.77	0.00	7,868,172.72	58,997,267.05			
NON-CASH DISBURSEMENTS	3,017,671.56	164,500.61	0.00	241,663.39	3,423,835.56	0.00	2,981.52	0.00	425,621.46	428,602.98	0.00	0.00	0.00	0.00	0.00	428,602.98	3,852,438.54	0.00	0.00	0.00	3,017,671.56	167,482.13	0.00	667,284.85	3,852,438.54				
Tax Remittance Advices Issued (TRA)	3,017,671.56	164,500.61	0.00	241,663.39	3,423,835.56	0.00	2,981.52	0.00	425,621.46	428,602.98	0.00	0.00	0.00	0.00	0.00	428,602.98	3,852,438.54	0.00	0.00	0.00	3,017,671.56	167,482.13	0.00	667,284.85	3,852,438.54				
Non-Cash Availment Authority (NCAA)	0.00	0.00	0.00	0.00	0.00	0.00	0.00	0.00	0.00	0.00	0.00	0.00	0.00	0.00	0.00	0.00	0.00	0.00	0.00	0.00	0.00	0.00	0.00	0.00	0.00	0.00	0.00	0.00	
Disbursements effected through outright deductions from claims (release, specialty, ...)	0.00	0.00	0.00	0.00	0.00	0.00	0.00	0.00	0.00	0.00	0.00	0.00	0.00	0.00	0.00	0.00	0.00	0.00	0.00	0.00	0.00	0.00	0.00	0.00	0.00	0.00	0.00	0.00	
Overpayment of expenses (e.g. personnel benefits)	0.00	0.00	0.00	0.00	0.00	0.00	0.00	0.00	0.00	0.00	0.00	0.00	0.00	0.00	0.00	0.00	0.00	0.00	0.00	0.00	0.00	0.00	0.00	0.00	0.00	0.00	0.00	0.00	
Restitution for loss of government property	0.00	0.00	0.00	0.00	0.00	0.00	0.00	0.00	0.00	0.00	0.00	0.00	0.00	0.00	0.00	0.00	0.00	0.00	0.00	0.00	0.00	0.00	0.00	0.00	0.00	0.00	0.00	0.00	
Liquidated damages and similar claims	0.00	0.00	0.00	0.00	0.00	0.00	0.00	0.00	0.00	0.00	0.00	0.00	0.00	0.00	0.00	0.00	0.00	0.00	0.00	0.00	0.00	0.00	0.00	0.00	0.00	0.00	0.00	0.00	
Others (TEF, BTR, Documentary Stamp Tax, etc.)	0.00	0.00	0.00	0.00	0.00	0.00	0.00	0.00	0.00	0.00	0.00	0.00	0.00	0.00	0.00	0.00	0.00	0.00	0.00	0.00	0.00	0.00	0.00	0.00	0.00	0.00	0.00	0.00	
TOTAL NON-CASH DISBURSEMENTS	3,017,671.56	164,500.61	0.00	241,663.39	3,423,835.56	0.00	2,981.52	0.00	425,621.46	428,602.98	0.00	0.00	0.00	0.00	0.00	428,602.98	3,852,438.54	0.00	0.00	0.00	3,017,671.56	167,482.13	0.00	667,284.85	3,852,438.54				
GRAND TOTAL	41,910,229.49	9,712,325.65	0.00	2,899,960.85	54,522,515.99	0.00	55,655.00	0.00	5,635,496.72	5,691,151.72	0.00	25,301.25	0.00	0.00	25,301.25	5,716,452.97	60,238,968.96	2,610,736.63	0.00	0.00	2,610,736.63	44,520,966.12	9,793,281.90	0.00	8,535,457.57	62,849,705.59			


SUMMARY

Particulars	Previous Report	This Month	As at Date
(1)	(2)	(3)	(4)
Total Disbursement Authorities Received	396,189,610.82	57,150,438.54	452,340,049.36
NCA	369,628,225.00	53,298,000.00	422,926,225.00
NTA	0.00	0.00	0.00
Working Fund	0.00	0.00	0.00
TRA	25,561,385.82	3,852,438.54	29,413,824.36
CDC	0.00	0.00	0.00
NCAA	0.00	0.00	0.00
Less: Notice of Transfer of Allocations (NTA)* issued	0.00	0.00	0.00
Total Disbursement Authorities Available	396,189,610.82	57,150,438.54	452,340,049.36
Less:	0.00	0.00	0.00
Lapsed NCA	2,189.13	1,612,909.33	1,615,098.46
Disbursements	387,875,247.31	62,849,705.59	450,724,952.90
Less: Other Non-Cash Disbursements	0.00	0.00	0.00
Disbursements effected through outright deductions from claims	0.00	0.00	0.00
Overpayment of expenses (e.g. personnel benefits)	0.00	0.00	0.00
Restitution for loss of government property	0.00	0.00	0.00
Liquidated damages and similar claims	0.00	0.00	0.00
Others (e.g. TEF, BTR, Docs Stamp, etc.)	0.00	0.00	0.00
Add/Less: Adjustments (e.g. cancelled/staled checks)	0.00	2.00	2.00
Balance of Disbursement Authorities as at date	7,312,174.38	(7,312,174.38)	0.00
Total Disbursements Program	595,563,000.00	57,074,000.00	652,637,000.00
Less *Actual Disbursements	387,875,247.31	62,849,705.59	450,724,952.90
(Over)/Under spending	207,687,752.69	(5,775,705.59)	201,912,047.10

Notes: * The use of NTA is discouraged
 Notes: ** Amounts should tally with the grand total disbursement (column 27).

Certified Correct:

 MARIA AMELLAH CELESTE M. MAGALONA
 Agency Chief Accountant
 Date: 08/Jul/2023

Recommending Approval:

 DYNNITH E. SUABERON
 Director, FMSO
 Date: 08/Jul/2023

Approved by:

 ROLITO G. EBALLO, PhD
 Head of Agency or Authorized Representative
 Date: 08/Jul/2023