


**QUARTERLY REPORT OF REVENUE AND OTHER RECEIPTS**  
As at the Quarter Ending December 31, 2023


Department : State Universities and Colleges (SUCs)  
 Agency/Entity : Central Mindanao University  
 Operating Unit : < not applicable >  
 Organization Code (UACS) : 08 091 0000000  
 Fund Cluster : 05 - Internally Generated Funds

Classification/Sources of Revenue and Other Receipts	UACS CODE	REVENUE TARGET (Annual) per BESF	Actual Revenue and Other Receipts Collections					Cumulative Remittance/Deposits to Date			Variance		Remarks
			1st Quarter Ending March 31	2nd Quarter Ending June 30	3rd Quarter Ending September 30	4th Quarter Ending December 31	Total	Remittance to BTr	Deposited with AGDB	Total	Amount	%	
1	2	3	4	5	6	7	8=(4+5+6+7)	9	10	11=(9+10)	12=(8-3)	13=(12/3)	14
<b>Internally Generated Funds</b>		266,547,000.00	79,924,070.49	19,233,138.41	89,094,349.78	30,255,739.99	218,507,298.67	0.00	218,507,298.67	218,507,298.67	(48,039,701.33)	-18 %	
Revenue Collections		266,547,000.00	79,924,070.49	19,233,138.41	89,094,349.78	30,255,739.99	218,507,298.67	0.00	218,507,298.67	218,507,298.67	(48,039,701.33)	-18 %	
Cash Revenue		266,547,000.00	79,924,070.49	19,233,138.41	89,094,349.78	30,255,739.99	218,507,298.67	0.00	218,507,298.67	218,507,298.67	(48,039,701.33)	-18 %	
Not Applicable		266,547,000.00	79,924,070.49	19,233,138.41	89,094,349.78	30,255,739.99	218,507,298.67	0.00	218,507,298.67	218,507,298.67	(48,039,701.33)	-18 %	
Tuition Fees	4020201001	107,722,000.00	40,410,284.77	1,750,775.51	43,717,026.58	1,568,672.35	87,446,759.21	0.00	87,446,759.21	87,446,759.21	(20,275,240.79)	-19 %	
Income Collected from Students	4020201002	82,322,000.00	29,831,276.03	7,207,418.16	36,868,160.62	5,544,661.95	79,451,516.76	0.00	79,451,516.76	79,451,516.76	(2,870,483.24)	-3 %	
Income from Other Sources	4020201003	76,503,000.00	9,682,509.69	10,274,844.74	8,509,162.58	23,142,405.69	51,609,022.70	0.00	51,609,022.70	51,609,022.70	(24,893,977.30)	-33 %	
<b>GRAND TOTAL</b>		<b>266,547,000.00</b>	<b>79,924,070.49</b>	<b>19,233,138.41</b>	<b>89,094,349.78</b>	<b>30,255,739.99</b>	<b>218,507,298.67</b>	<b>0.00</b>	<b>218,507,298.67</b>	<b>218,507,298.67</b>	<b>(48,039,701.33)</b>	<b>-18 %</b>	


Certified Correct:

  
 MARIA JAMELLAH CELESTE M. MAGALONA  
 Chief, Accounting Unit  
 Date:

Recommending Approval By:

  
 IRIS M. DAJAO-OPISO  
 Director, OFMS  
 Date:

Approved By:

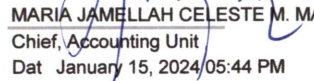
  
 ROLITO G. ABALLE  
 President  
 Date:

**QUARTERLY REPORT OF REVENUE AND OTHER RECEIPTS**  
As at the Quarter Ending December 31, 2023

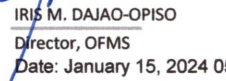
Department : State Universities and Colleges (SUCs)  
 Agency/Entity : Central Mindanao University  
 Operating Unit : < not applicable >  
 Organization Code (UACS) : 08 091 0000000  
 Fund Cluster : 06 - Business Related Funds

Classification/Sources of Revenue and Other Receipts	UACS CODE	REVENUE TARGET (Annual) per BESF	Actual Revenue and Other Receipts Collections					Cumulative Remittance/Deposits to Date			Variance		Remarks
			1st Quarter Ending March 31	2nd Quarter Ending June 30	3rd Quarter Ending September 30	4th Quarter Ending December 31	Total	Remittance to BTr	Deposited with AGDB	Total	Amount	%	
1	2	3	4	5	6	7	8=(4+5+6+7)	9	10	11=(9+10)	12=(8-3)	13=(12/3)	14
<b>Business Related Funds</b>		<b>62,034,000.00</b>	<b>16,958,285.51</b>	<b>19,696,320.97</b>	<b>12,218,137.17</b>	<b>15,942,832.84</b>	<b>64,815,576.49</b>	<b>0.00</b>	<b>64,343,110.09</b>	<b>64,343,110.09</b>	<b>2,781,576.49</b>	<b>4 %</b>	
Revenue Collections		62,034,000.00	16,958,285.51	19,696,320.97	12,218,137.17	15,942,832.84	64,815,576.49	0.00	64,343,110.09	64,343,110.09	2,781,576.49	4 %	
Cash Revenue		62,034,000.00	16,958,285.51	19,696,320.97	12,218,137.17	15,942,832.84	64,815,576.49	0.00	64,343,110.09	64,343,110.09	2,781,576.49	4 %	
Not Applicable		62,034,000.00	16,958,285.51	19,696,320.97	12,218,137.17	15,942,832.84	64,815,576.49	0.00	64,343,110.09	64,343,110.09	2,781,576.49	4 %	
Income from Hostels/Dormitories and other Like facilities	4020213000	903,000.00	1,074,380.00	1,064,420.00	1,132,755.00	719,510.00	3,991,065.00	0.00	3,984,985.00	3,984,985.00	3,088,065.00	342 %	
Other Sales	4020216099	56,967,000.00	12,637,277.55	17,186,714.88	8,316,228.40	12,913,328.29	51,053,548.92	0.00	50,600,062.52	50,600,062.52	(5,913,451.08)	-10 %	
Other Business Income	4020299099	4,164,000.00	3,246,627.96	1,445,186.29	2,769,153.77	2,309,994.55	9,770,962.57	0.00	9,758,062.57	9,758,062.57	5,606,962.57	135 %	
<b>GRAND TOTAL</b>		<b>62,034,000.00</b>	<b>16,958,285.51</b>	<b>19,696,320.97</b>	<b>12,218,137.17</b>	<b>15,942,832.84</b>	<b>64,815,576.49</b>	<b>0.00</b>	<b>64,343,110.09</b>	<b>64,343,110.09</b>	<b>2,781,576.49</b>	<b>4 %</b>	


**Certified Correct:**

  
 MARIA JAMELLAH CELESTE M. MAGALONA  
 Chief, Accounting Unit  
 Dat January 15, 2024 05:44 PM

**Recommending Approval By:**

  
 IRIS M. DAJAO-OPISO  
 Director, OFMS  
 Date: January 15, 2024 05:44 PM

**Approved By:**

  
 ROLITO G. ABALLE  
 President  
 Dat January 15, 2024 05:47 PM