

QUARTERLY PHYSICAL REPORT OF OPERATION

As of December 31, 2023


Department : State Universities and Colleges (SUCs)  
 Agency/Entity : Central Mindanao University  
 Operating Unit : < not applicable >  
 Organization Code (UACS) : 08 091 0000000


Particulars	UACS CODE	Physical Target (Budget Year)					Physical Accomplishment (Budget Year)					Variance as of December 31, 2023	Remarks
		1st Quarter	2nd Quarter	3rd Quarter	4th Quarter	Total	1st Quarter	2nd Quarter	3rd Quarter	4th Quarter	Total		
1	2	3	4	5	6	7	8	9	10	11	12	13	14
<b>HIGHER EDUCATION PROGRAM</b>	3101000000000000												
CO : Relevant and quality tertiary education ensured to achieve inclusive growth and access of poor but deserving students to quality tertiary education increased													
Outcome Indicators													
1. Percentage of first-time licensure exam takers that pass the licensure exams		65%	55%	60%	60%	60%	16.62% (248/1492)	3.55% (53/1492)	5.42% (81/1492)	56.77% (847/1492)	82.37% (1,229/1,492)	23.37%	It seems that CMU graduates were better equipped and more ready to take the licensure examination, hence, the outcome were relatively high.
2. Percentage of graduates (2 years prior) that are employed		5	5	5	5	20%	7.74% (47/607)	2.63% (16/607)	3.79% (23/607)	3.84% (24/607)	18% (110/607)	-2%	Some of our 2021 graduates pursued graduate studies and the rest are not active thus data gathering is affected.
Output Indicators													
1. Percentage of undergraduate students enrolled in CHED-identified and RDC-identified priority programs		40%	40%	40%	-	40%	-	67.14% (12,774/19,026)	64.85% (10,035/15,475)	-	66.11% (22,809/34,501)	26.11%	Since the CHED and RDC priority programs are constantly changing based on the needs of the country and the region, the university has set the target of 40%; hence, the actual accomplishment is observed to be higher than the target.
2. Percentage of undergraduate programs with accreditation		-	-	-	94%	94%	-	-	-	97% (30/31)	97% (30/31)	3%	
<b>RESEARCH PROGRAM</b>	3202000000000000												
CO : Higher education research improved to promote economic productivity and innovation													
Outcome Indicator													
1. Number of research outputs in the last three years utilized by the industry or by other beneficiaries		1	1	1	2	5	1	1	4	2	8	3	
Output Indicators													
1. Number of research outputs completed within the year		6	6	8	10	30	3	7	15	15	40	10	Faculty researchers were motivated by several factors to present and publish outputs, such as the promotion and incentive schemes outlined in Joint Circular No. 3. Additionally, the presentation and publication of research outputs are among the deliverables expected by funding agencies
2. Percentage of research outputs published in internationally-refereed or CHED recognized journal within the year		2%	3%	6%	4%	15%	2.19% (3/137)	0.73% (1/137)	3.65% (5/137)	8.76% (12/137)	15.33% (21/137)	0.33%	
<b>TECHNICAL ADVISORY EXTENSION PROGRAM</b>	3301000000000000												
CO : Community engagement increased													
Outcome Indicator													
1. Number of active partnerships with LGUs, industries, NGOs, NGAs, SMEs, and other stakeholders as a result of extension activities		-	-	-	150	150	-	-	-	150	150	0	
Output Indicators													
1. Number of trainees weighted by the length of training		900	1000	1000	600	3,500	957	1,210.25	891.25	1,532.25	4,590.75	1,080.75	More trainings conducted by COMBASUDEP in service and other extension project.
2. Number of extension programs organized		-	-	-	10	10	-	-	-	10	10	0	




Department : State Universities and Colleges (SUCs)  
 Agency/Entity : Central Mindanao University  
 Operating Unit : < not applicable >  
 Organization Code (UACS) : 08 091 0000000

Particulars	UACS CODE	Physical Target (Budget Year)					Physical Accomplishment (Budget Year)					Variance as of December 31, 2023	Remarks
		1st Quarter	2nd Quarter	3rd Quarter	4th Quarter	Total	1st Quarter	2nd Quarter	3rd Quarter	4th Quarter	Total		
1	2	3	4	5	6	7	8	9	10	11	12	13	14
and supported consistent with the SUC's mandated and priority programs													
3. Percentage of beneficiaries who rate the training course/s as satisfactory or higher in terms of quality and relevance		20%	30%	30%	17%	97%	23% (579/2500)	34% (850/2500)	34.68% (867/2500)	8% (200/2500)	99.68% (2,492/2,500)	2.68%	

Prepared By:  
  
 RICHARD J. AQUINO  
 Planning Officer  
 Date:

In coordination with:  
  
 CHARLIE A. MUNDAL  
 Budget Officer  
 Date:

Approved By:  
  
 ROLITO G. EBAME, Ph. D.  
 Agency Head  
 Date: