

MONTHLY REPORT OF DISBURSEMENTS
For the month of August 2023


Department : State Universities and Colleges (SUCs)
 Agency/Entity : Central Mindanao University
 Operating Unit : < not applicable >
 Organization Code (UACS) : 08 091 0000000
 Fund Cluster : 01 - Regular Agency Fund


Particulars	Current Year Budget					Prior Year's Budget											SUB-TOTAL	Trust Liabilities				Grand Total					Remarks			
	PS	MOOE	FinEx	CO	TOTAL	Prior Year's Accounts Payable					Current Year's Accounts Payable					TOTAL		PS	MOOE	CO	TOTAL	PS	MOOE	FinEx	CO	TOTAL				
						7	8	9	10	11=(7+8+9+10)	12	13	14	15	16=(12+13+14+15)													17=(11+16)	18=(8+17)	19
CASH DISBURSEMENTS	45,259,603.69	3,497,785.22	0.00	0.00	48,757,388.91	0.00	0.00	0.00	0.00	0.00	0.00	0.00	0.00	0.00	0.00	0.00	0.00	0.00	0.00	48,757,388.91	2,816,713.09	0.00	0.00	2,816,713.09	48,076,316.78	3,497,785.22	0.00	0.00	51,574,102.00	
Notice of Cash Allocation (NCA)	45,259,603.69	3,497,785.22	0.00	0.00	48,757,388.91	0.00	0.00	0.00	0.00	0.00	0.00	0.00	0.00	0.00	0.00	0.00	0.00	0.00	0.00	48,757,388.91	2,816,713.09	0.00	0.00	2,816,713.09	48,076,316.78	3,497,785.22	0.00	0.00	51,574,102.00	
MDS Checks Issued	986,071.45	521,608.08	0.00	0.00	1,507,679.53	0.00	0.00	0.00	0.00	0.00	0.00	0.00	0.00	0.00	0.00	0.00	0.00	0.00	0.00	1,507,679.53	0.00	0.00	0.00	986,071.45	521,608.08	0.00	0.00	1,507,679.53		
Advice to Debit Account	44,273,532.24	2,976,177.14	0.00	0.00	47,249,709.38	0.00	0.00	0.00	0.00	0.00	0.00	0.00	0.00	0.00	0.00	0.00	0.00	0.00	0.00	47,249,709.38	2,816,713.09	0.00	0.00	2,816,713.09	47,090,245.33	2,976,177.14	0.00	0.00	50,066,422.47	
Notice of Transfer Allocations (NTA)	0.00	0.00	0.00	0.00	0.00	0.00	0.00	0.00	0.00	0.00	0.00	0.00	0.00	0.00	0.00	0.00	0.00	0.00	0.00	0.00	0.00	0.00	0.00	0.00	0.00	0.00	0.00	0.00	0.00	
MDS Checks Issued	0.00	0.00	0.00	0.00	0.00	0.00	0.00	0.00	0.00	0.00	0.00	0.00	0.00	0.00	0.00	0.00	0.00	0.00	0.00	0.00	0.00	0.00	0.00	0.00	0.00	0.00	0.00	0.00	0.00	0.00
Advice to Debit Account	0.00	0.00	0.00	0.00	0.00	0.00	0.00	0.00	0.00	0.00	0.00	0.00	0.00	0.00	0.00	0.00	0.00	0.00	0.00	0.00	0.00	0.00	0.00	0.00	0.00	0.00	0.00	0.00	0.00	0.00
Working Fund for FAPs	0.00	0.00	0.00	0.00	0.00	0.00	0.00	0.00	0.00	0.00	0.00	0.00	0.00	0.00	0.00	0.00	0.00	0.00	0.00	0.00	0.00	0.00	0.00	0.00	0.00	0.00	0.00	0.00	0.00	0.00
Cash Disbursement Ceiling (CDC)	0.00	0.00	0.00	0.00	0.00	0.00	0.00	0.00	0.00	0.00	0.00	0.00	0.00	0.00	0.00	0.00	0.00	0.00	0.00	0.00	0.00	0.00	0.00	0.00	0.00	0.00	0.00	0.00	0.00	0.00
TOTAL CASH DISBURSEMENTS	45,259,603.69	3,497,785.22	0.00	0.00	48,757,388.91	0.00	0.00	0.00	0.00	0.00	0.00	0.00	0.00	0.00	0.00	0.00	0.00	0.00	0.00	48,757,388.91	2,816,713.09	0.00	0.00	2,816,713.09	48,076,316.78	3,497,785.22	0.00	0.00	51,574,102.00	
NON-CASH DISBURSEMENTS	2,668,290.13	43,647.12	0.00	0.00	2,711,937.25	0.00	0.00	0.00	0.00	0.00	0.00	0.00	0.00	0.00	0.00	0.00	0.00	0.00	0.00	2,711,937.25	0.00	0.00	0.00	2,668,290.13	43,647.12	0.00	0.00	2,711,937.25		
Tax Remittance Advances Issued (TRA)	2,668,290.13	43,647.12	0.00	0.00	2,711,937.25	0.00	0.00	0.00	0.00	0.00	0.00	0.00	0.00	0.00	0.00	0.00	0.00	0.00	0.00	2,711,937.25	0.00	0.00	0.00	2,668,290.13	43,647.12	0.00	0.00	2,711,937.25		
Non-Cash Availment Authority (NCAA)	0.00	0.00	0.00	0.00	0.00	0.00	0.00	0.00	0.00	0.00	0.00	0.00	0.00	0.00	0.00	0.00	0.00	0.00	0.00	0.00	0.00	0.00	0.00	0.00	0.00	0.00	0.00	0.00	0.00	
Disbursements effected through outright deductions from claims (Interest receiv.)	0.00	0.00	0.00	0.00	0.00	0.00	0.00	0.00	0.00	0.00	0.00	0.00	0.00	0.00	0.00	0.00	0.00	0.00	0.00	0.00	0.00	0.00	0.00	0.00	0.00	0.00	0.00	0.00	0.00	
Overpayment of expenses(e.g. personnel benefits)	0.00	0.00	0.00	0.00	0.00	0.00	0.00	0.00	0.00	0.00	0.00	0.00	0.00	0.00	0.00	0.00	0.00	0.00	0.00	0.00	0.00	0.00	0.00	0.00	0.00	0.00	0.00	0.00	0.00	
Restitution for loss of government property	0.00	0.00	0.00	0.00	0.00	0.00	0.00	0.00	0.00	0.00	0.00	0.00	0.00	0.00	0.00	0.00	0.00	0.00	0.00	0.00	0.00	0.00	0.00	0.00	0.00	0.00	0.00	0.00	0.00	
Liquidated damages and similar claims	0.00	0.00	0.00	0.00	0.00	0.00	0.00	0.00	0.00	0.00	0.00	0.00	0.00	0.00	0.00	0.00	0.00	0.00	0.00	0.00	0.00	0.00	0.00	0.00	0.00	0.00	0.00	0.00	0.00	
Others(TEF, BT+Documentary Stamp Tax, etc.)	0.00	0.00	0.00	0.00	0.00	0.00	0.00	0.00	0.00	0.00	0.00	0.00	0.00	0.00	0.00	0.00	0.00	0.00	0.00	0.00	0.00	0.00	0.00	0.00	0.00	0.00	0.00	0.00	0.00	
TOTAL NON-CASH DISBURSEMENTS	2,668,290.13	43,647.12	0.00	0.00	2,711,937.25	0.00	0.00	0.00	0.00	0.00	0.00	0.00	0.00	0.00	0.00	0.00	0.00	0.00	0.00	2,711,937.25	0.00	0.00	0.00	2,668,290.13	43,647.12	0.00	0.00	2,711,937.25		
GRAND TOTAL	47,927,893.82	3,541,432.34	0.00	0.00	51,469,326.16	0.00	0.00	0.00	0.00	0.00	0.00	0.00	0.00	0.00	0.00	0.00	0.00	0.00	0.00	51,469,326.16	2,816,713.09	0.00	0.00	2,816,713.09	50,744,606.91	3,541,432.34	0.00	0.00	54,286,039.25	


SUMMARY

Particulars	Previous Report	This Month	As at Date
(1)	(2)	(3)	(4)
Total Disbursement Authorities Received	567,666,783.94	48,467,937.25	616,134,721.19
NCA	534,614,025.00	45,756,000.00	580,370,025.00
NTA	0.00	0.00	0.00
Working Fund	0.00	0.00	0.00
TRA	33,052,758.94	2,711,937.25	35,764,696.19
CDC	0.00	0.00	0.00
NCAA	0.00	0.00	0.00
Less: Notice of Transfer of Allocations (NTA)* issued	0.00	0.00	0.00
Total Disbursement Authorities Available	567,666,783.94	48,467,937.25	616,134,721.19
Less:	0.00	0.00	0.00
Lapsed NCA	1,615,098.46	0.00	1,615,098.46
Disbursements	560,222,539.42	54,286,039.25	614,508,578.67
Less: Other Non-Cash Disbursements	0.00	0.00	0.00
Disbursements effected through outright deductions from claims	0.00	0.00	0.00
Overpayment of expenses(e.g. personnel benefits)	0.00	0.00	0.00
Restitution for loss of government property	0.00	0.00	0.00
Liquidated damages and similar claims	0.00	0.00	0.00
Others (e.g. TEF, BT, Docs Stamp, etc.)	0.00	0.00	0.00
Add/Less: Adjustments (e.g. cancelled/staled checks)	7,512.00	0.00	7,512.00
Balance of Disbursement Authorities as at date	5,836,658.06	(5,818,102.00)	18,556.06
Total Disbursements Program	715,531,000.00	91,693,000.00	807,224,000.00
Less: *Actual Disbursements	560,222,539.42	54,286,039.25	614,508,578.67
(Over)/Under spending	155,308,460.58	37,406,960.75	192,715,421.33

Notes: * The use of NTA is discouraged
 Notes: ** Amounts should tally with the grand total disbursement (column 27).

Certified Correct:

 MARIA JAMELLAH CELESTE M. MAGALONA, CPA, MGA
 Agency Chief Accountant
 Date: 08/Sep/2023

Recommending Approval:

 IRIS M. DAJAO-OPISO, CPA, DBA
 Director, FMSO
 Date: 08/Sep/2023

Approved by:

 ROLITO G. EBALLO, PhD
 Head of Agency or Authorized Representative
 Date: 08/Sep/2023