




DETAILED STATEMENT OF CURRENT YEAR'S OBLIGATIONS, DISBURSEMENTS AND UNPAID OBLIGATIONS
As of March 31, 2014

Department: STATE UNIVERSITIES & COLLEGES (SUC)
Agency/Operating Units : CENTRAL MINDANAO UNIVERSITY (CMU)
Region/Province/City: REGION X/ BUKIDNON
Fund: FUND 101

Program/Activity/Project (PIA/P) and Account Title	Account Code	Current Year Obligations					Disbursements					Balance (Unpaid Obligations)	Breakdown of Unpaid Obligations	
		1st Quarter ending March 31	2nd Quarter ending June 30	3rd Quarter ending Sept. 30	4th Quarter ending Dec. 31	Total	1st Quarter ending March 31	2nd Quarter ending June 30	3rd Quarter ending Sept. 30	4th Quarter ending Dec. 31	Total		Accounts Payable	Obligations Not Yet Due and Demandable
1	2	3	4	5	6	7	8	9	10	11	12	13 (7-12) (14+15)	14	15
C. AUTOMATIC APPROPRIATIONS														
Retirement and Life Insurance Premium														
Life and Retirement Insurance Contributions	50103010 01	21,535.56				21,535.56	21,535.56				21,535.56			
TOTAL CURRENT YEAR BUDGET/APPROPRIATION		539,894.27				539,894.27	516,900.91				516,900.91	23,793.36		23,793.36
D. Unreleased Appropriations														
E. Unobligated Allotment														
Maintenance & Other Operating Expenses														
Textbooks and Instructional Materials														
Electricity Expenses														
Telephone Expenses-Landline														
Other Professional Services														
RM - School Buildings														
RM - Motor Vehicles														
Taxes, Duties and Licenses														
Total PRIOR YEAR'S BUDGET/CONTINUING APPROPRIATION														
GRAND TOTAL		539,894.27				539,894.27	516,900.91				516,900.91	23,793.36		23,793.36

Certified Correct:

JAMESIR A. FABILLA
Agency Budget Officer
Date:

Certified Correct:

MELLBOURNE C. POLIRAN
Agency Chief Accountant
Date:

Approved By: 
DR. MARIA LUISA R. SOLIVEN
Head of Agency or Authorized Representative

DETAILED STATEMENT OF CURRENT YEAR'S OBLIGATIONS, DISBURSEMENTS AND UNPAID OBLIGATIONS
As of March 31, 2014

Department: STATE UNIVERSITIES & COLLEGES (SUC)
Agency/Operating Units : CENTRAL MINDANAO UNIVERSITY (CMU)
Region/Province/City: REGION X/ BUKIDNON
Fund: FUND 101

Program/Activity/Project (PIA/P) and Account Title	Account Code	Current Year Obligations					Disbursements					Balance Unpaid Obligations) (7-12) = (14+15)	Breakdown of Unpaid Obligations	
		1st Quarter ending March 31	2nd Quarter ending June 30	3rd Quarter ending Sept. 30	4th Quarter ending Dec. 31	Total	1st Quarter ending March 31	2nd Quarter ending June 30	3rd Quarter ending Sept. 30	4th Quarter ending Dec. 31	Total		Accounts Payable	Obligations Not Yet Due and Demandable
1	2	3	4	5	6	7	8	9	10	11	12	13	14	15
A. AGENCY SPECIFIC BUDGET														
RESEARCH SERVICES														
Personnel Services														
Salaries and Wages														
Salaries and Wages - Regular	50101010 01	179,127.48				179,127.48	174,327.48				174,327.48	4,800.00		4,800.00
Salaries and Wages - Contractual	50101020 00	37,424.69				37,424.69	37,424.69				37,424.69	-		
Other Compensation														
Personnel Economic Relief Allowance (PERA)	50102010 01	23,909.09				23,909.09	23,909.09				23,909.09	-		
Representation Allowance (RA)	50102020 00					-					-	-		
Transportation Allowance (TA)	50102030 01					-					-	-		
Clothing/Uniform Allowance	50102040 01					-					-	-		
Subsistence Allowance	50102050 03					-					-	-		
Laundry Allowance	50102060 01					-					-	-		
Productivity Incentive Allowance	50102080 01	8,000.00				8,000.00	8,000.00				8,000.00	-		
Honoraria	50102100 01					-					-	-		
Cash Gift	50102150 01					-					-	-		
Year end Bonus	50102140 01					-					-	-		
Personnel Benefit Contributions														
Pag-ibig Contributions	50103020 01	1,200.00				1,200.00	1,200.00				1,200.00	-		
Philhealth Contributions	50103030 01	1,900.00				1,900.00	1,900.00				1,900.00	-		
ECC Contributions	50103040 01	1,200.00				1,200.00	1,200.00				1,200.00	-		
Sub-Total Personnel Services		262,761.26				262,761.26	247,961.26				247,961.26	4,800.00		4,800.00
Maintenance & Other Operating Expenses														
Traveling Expenses														
Travel Expenses-Local	50201010 00	51,625.64				51,625.64	51,625.64				51,625.64	-		
Training and Scholarship Expenses														
Training Expenses	50202010 00					-					-	-		
Scholarship Expenses	50202020 00					-					-	-		
Supplies and Materials Expenses														
Office Supplies Expenses	50203010 00	98,557.81				98,557.81	79,584.45				79,584.45	18,993.36		18,993.36
Accountable Forms Expenses	50203020 00					-					-	-		
Gasoline, Oil and Lubricants Expenses	50203090 00					-					-	-		
Utility Expenses														
Electricity Expenses	50204020 00					-					-	-		

