

PMC FORM 1-1

INITIAL PROJECT REPORT


Physical & Financial Targets for Capital Investments Program/Projects

IMPLEMENTOR: CENTRAL MINDANAO UNIVERSITY

(A) NAME OF PROJECT (B) LOCATION (C) SECTOR/SUBSECTOR (D) FUNDING SOURCE (E) FORCE ACCOUNT/PAKYAW NAME OF CONTRACTOR (F) PROJECT SCHEDULE	TOTAL PROJECT TARGET (2)	CY 2011 PHYSICAL/FINANCIAL TARGET						
		JUL	AUG	SEP	OCT	NOV	DEC	TOTAL
		(9)	(10)	(11)	(12)	(13)	(14)	(15)
1. A) Proposed Agromet Staff Housing B) CMU Campus C) Social Development Education D) CMU-STF E) By Administration F) Aug. 5 - Oct. 3, 2011 (60 CD)	FS-P290,000.00 %-100% OI-Staff Housing EG-280 MD	154,321.43 53.214%	64,214.29 22.143%	62,142.86 21.429%	9,321.43 3.214%	-	-	290,000.00 100%
2. A) Fencing of the University Sports Complex B) CMU Campus C) Social Development Education D) CMU-STF E) By Administration F) July 18, 2011 - Oct. 5, 2011 (80 CD)	FS-1,829,000.00 %-100% OI-Fencing & Sports Complex EG-800 MD	320,075.00 17.500%	708,737.50 38.750%	685,875.00 37.500%	114,312.50 6.250%	-	-	1,829,000.00 100%
3.A) Proposed Material Recovery Facility (Bldg. & Fencing) B) CMU Campus C) Social Development Education D) CMU-STF E) By Administration F) Setp. 15, 2011 - Dec. 14, 2011 (91 CD)	FS-1,113,000.00 %-100% OI-PMRF & Fencing EG-910 MD	-	-	195,692.31 17.582%	379,153.85 34.066%	366,923.08 32.967%	171,230.77 15.385%	1,113,000.00 100%
4. A) Proposed Reservoir B) CMU Campus C) Social Development Education D) CMU-STF E) By Contract (CHRISTHER CONST.) F) Aug. 25, 2011 - Nov. 27, 2011 (95 CD)	FS-2983458.32.00 %-100% OI-Repair EG-1,140 MD	-	219,833.77 7.368%	942,144.73 31.579%	973,549.56 32.632%	847,930.26 28.421%	-	2,983,458.32 100%

5. A) Completion of Home Economics Building, Phase -3 B) CMU Campus C) Social Development Education D) CMU-STF E) By Administration F) Aug. 22, 2011 -Oct. 20, 2011 (60 CD)	FS-1,000,000.00 %-100% OI-Tiling & Painting EG-360 MD	-	166,666.67 16.667%	500,000.00 50.000%	333,333.33 33.333%			1,000,000.00 100%	360
6. A) Proposed Repair of Market B) CMU Campus C) Social Development Education D) CMU-STF E) By Administration F) Sept. 26, 2011 -Dec. 24, 2011 (90 CD)	FS-1,200,000.00 %-100% OI-Tiling & Painting EG-720 MD	-	-	66,666.67 5.556%	413,333.33 34.444%	400,000.00 33.333%	320,000.00 26.667%	1,200,000.00 100%	720
FS -Final Schedule		% - Overall Physical Target in Percent		OI - Output Indicator/Targets			EG - Employment Generated		


Prepared by:



NONILON G. OBEDENCIO

Engineer II, PPDO

Checked by:




REYNALDO B. MABELIN
Head,
PPDO

Reviewed by:




PERFECTO B. BOJO
Director, UPDO

Noted:



RICARDO G. VILLAR
VP for Administration



MARIA LUISA R. SOLIVEN
CMU, President

PMC FORM 1-2

PHYSICAL AND FINANCIAL ACCOMPLISHMENT REPORT FOR CAPITAL INVESTMENT PROGRAMS/PROJECTS

AS OF SEPTEMBER 30, 2011

IMPLEMENTOR: CENTRAL MINDANAO UNIVERSITY

REGION : 10

PROVINCE : BUKIDNON


(A) NAME OF PROJECT (B) DATE STARTED (C) TARGET COMPLETION DATE	LOCATION (CITY/ MUNICIPALITY)	FINANCIAL STATUS (P000)				PHYSICAL STATUS				EMPLOYMENT GENERATED To Date (Man-Days)	REMARKS 1) Problems/Issues of implementations 2) Recommendations
		a) Program b) AA Issued CY	a) Program b) AA Issued To Date	EXPENDITURE		Output Indicator	TARGET To Date	ACTUAL This Month	ACTUAL To Date		
				UNPAID OBLIGATIONS To Date	DISBURSEMENTS To Date						
(1)	(2)	(3)	(4)	(5)	(6)	(7)	(8)	(9)	(10)	(11)	(12)
1. A) Proposed Renovation of Admin Building P-4 B) December 4, 2010 C) May 3, 2011	CMU, Musuan, Bukidnon	1,200,000.00 Cong. Initiative Labor Pakyaw	1,200,000.00 Cong. Initiative Labor Pakyaw	-	1,200,000.00	100%	100%	100%	100%	1,858 MD	Project Completed
2. A) Executive House (Kitchen Ext'n Pathway, Re-painting, Generator Shed and Tiling B) Jan. 10, 2011 C) April 9, 2011	CMU, Musuan, Bukidnon	707,000.00 CMU-General Fund	707,000.00 CMU-GF	-	707,000.00	100%	100%	100%	100%	810 MD	Project Completed
3. A) Executive House Concrete Fencing B) Jan. 17, 2010 C) April 16, 2011	CMU, Musuan, Bukidnon	685,000.00 CMU-General Fund	685,000.00 CMU-GF	-	685,000.00	100%	100%	100%	100%	540 MD	Project Completed
4. A) Proposed Agromet Staff Housing B) Aug. 5, 2011 C) Oct. 3, 2011	CMU, Musuan, Bukidnon	290,000.00 CMU-Special Trust Fund	290,000.00 CMU-STF	12,887.60	277,112.40	100%	93.334%	42.667%	95.556%	271 MD	Project Extend to 60 CD

5. A) Executive House Catch Basin, Drainage, Rd Pavement, Pathway, Steel Gratings, Landscape, open shed & Guard House B) June 1, 2011 C) June 30, 2011	CMU, Musuan, Bukidnon	342,000.00 CMU-Special Trust Fund	342,000.00 CMU-STF	-	342,000.00	100%	100%	100%	100%	264 MD	Project Completed
6. A) Generator Shed at Admin Building B) June 6, 2011 C) Aug. 4, 2011	CMU, Musuan, Bukidnon	354,000.00 CMU-Special Trust Fund	354,000.00 CMU-STF	-	354,000.00	100%	100.00%	100.00%	100.00%	168 MD	Project Completed
7. A) Proposed Repair of Grandstand, Comfort Rooms and Pathway B) June 6, 2011 C) Aug. 4, 2011	CMU, Musuan, Bukidnon	310,000.00 CMU-Special Trust Fund	310,000.00 CMU-STF	-	310,000.00	100%	100.00%	100.00%	100.00%	304 MD	Project Completed
8. A) Proposed Repair of 4 units Gov't Cottage B) May 23, 2011 C) Sept. 19, 2011	CMU, Musuan, Bukidnon	675,285.00 CMU-Special Trust Fund	675,285.00 CMU-STF	-	675,285.00	100%	100.00%	100.00%	100.00%	956 MD	Project Completed
9. A) Fencing of University Sports Complex and Lighting B) July 18, 2011 C) Oct. 5, 2011	CMU, Musuan, Bukidnon	1,829,000.00 CMU-Special Trust Fund	1,829,000.00 CMU-STF	32,007.50	1,796,992.50	100%	93.750%	98.250%	98.250%	750 MD	Plastering Works on Progress
10. A) Proposed Material Recovery Facility	CMU, Musuan, Bukidnon			858,612.72	254,387.28	100%	17.582%	22.856%	22.856%	160 MD	Project On-going


(Building & Fencing) B) Sept. 15, 2011 C) December 14, 2011		1,113,000.00 CMU-Special Trust Fund	1,113,000.00 CMU-STF								
11. A) Proposed Reservoir B) Aug. 25, 2011 C) Nov. 27, 2011	CMU, Musuan, Bukidnon	3,566,735.83 CMU-Special Trust Fund	2,983,452.32 CMU-STF	2,983,452.32		100%	38.946%	46.198%	46.198%	444 MD	Project On-going
12. A) Completion of Home Economics Building B) Aug. 22, 2011 C) Oct. 20, 2011	CMU, Musuan, Bukidnon	1,000,000.00 CMU-Special Trust Fund	1,000,000.00 CMU-STF	198,650.00	801,350.00	100%	66.667%	80.135%	80.135%	240 MD	Project On-going
13. A) Proposed Repair of Market B) May 23, 2011 C) Sept. 19, 2011	CMU, Musuan, Bukidnon	1,200,000.00 CMU-Special Trust Fund	1,200,000.00 CMU-STF	741,900.00	458,100.00	100%	15.556%	38.175%	38.175%	50 MD	Project On-going
TOTAL		13,272,020.83	12,688,737.32	4,827,510.14	7,861,227.18	100%	66.749%		72.817%	6,815 MD	

POSITIVE SLIPPAGE = 6.068%


Prepared by:


NONILON G. OBEDENCIO
Engineer II, PPDO


Checked by:


REYNALDO B. MABELIN
Head, PPDO


Reviewed by:


PERFECTO B. BOJO
Director, PPDO

Conformed by:


RICARDO G. VILLAR
VP for Administration

Noted:


MARIA LUISA R. SOLIVEN
CMU, President