

PMC FORM 1-1

INITIAL PROJECT REPORT

Physical & Financial Targets for Capital Investments Program/Projects

IMPLEMENTOR: CENTRAL MINDANAO UNIVERSITY

(A) NAME OF PROJECT (B) LOCATION (C) SECTOR/SUBSECTOR (D) FUNDING SOURCE (E) FORCE ACCOUNT/PAKYAW NAME OF CONTRACTOR (F) PROJECT SCHEDULE	TOTAL PROJECT TARGET (2)	CY 2011 PHYSICAL/FINANCIAL TARGET												
		JAN (3)	FEB (4)	MAR (5)	APR (6)	MAY (7)	JUN (8)	JUL (9)	AUG (10)	SEP (11)	OCT (12)	NOV (13)	DEC (14)	TOTAL (15)
1. A) Prop. Renovation of Admin Bldg P-4 B) Administration Building C) Social Development Education D) Congressional Initiative DPWH Labor-Pakyaw E) By Administration F) Dec. 4, 2010 - May 3, 2011 (150 CD)	FS- P1,200,000.00 %-100% OI-Offices Improvement EG-1,858 MD	Cumulative 843,492.00 70.291%	108,504.00 9.042%	120,132.00 10.011%	116,256.00 9.688%	11,616.00 0.968%	-	-	-	-	-	-	-	1,200,000.00 100%
2. A) Executive House (Kitchen Ext'n & Pathway, Re-painting, Generator Shed & Tiling) B) CMU Campus C) Social Development Education D) CMU General Fund E) By Administration F) Jan. 10, 2011 - April 9, 2011 (90 CD)	FS- P707,000.00 %-100% OI-Rehabl'n EG-900 MD	172,819.08 24.444%	219,954.77 31.111%	243,526.15 34.445%	70,700.00 10.000%	-	-	-	-	-	-	-	-	707,000.00 100%
3. A) Executive House Concrete Fencing B) CMU Campus C) Social Development Education D) CMU General Fund E) By Administration F) Jan. 17, 2010 - April 16, 2011 (90 CD)	FS-P685,000.00 %-100% OI-Perimeter Fence EG--540 MD	114,166.67 16.667%	213,111.11 31.111%	235,944.44 34.444%	121,777.78 17.778%	-	-	-	-	-	-	-	-	685,000.00 100%
4. A) Proposed Agromet Staff Housing B) CMU Campus C) Social Development Education D) CMU-STF E) By Administration	FS-P290,000.00 %-100% OI-Staff Housing EG-240 MD	-	-	-	-	-	120,833.33 41.667%	149,833.33 51.667%	19,333.33 6.667%	-	-	-	-	290,000.00 100%
							100	124	16					240 MD

F) June 6, 2011 - Aug. 4, 2011 (60 CD)														
5. A) Executive House Catch Basin, Drainage, Rd Pavement, Pathway, Steel Gratings, Landscape, open shed & Guard House B) CMU Campus C) Social Development Education D) CMU-STF E) By Administration F) June 1, 2011 - June 30, 2011 (30 CD)	FS-342,100.00 %-100% OI-Drainage, Landscape and Guard House EG-264 MD	-	-	-	-	-	342,100.00 100% 264	-	-	-	-	-	-	342,100.00 100% 264 MD
6.A) Generator Shed at Admin Building B) CMU Campus C) Social Development Education D) CMU-STF E) By Administration F) June 6, 2011 - Aug. 4, 2011 (60 CD)	FS-354,000.00 %-100% OI-Generator Shed EG-240 MD	-	-	-	-	-	147,500.00 41.667% 100	182,900.00 51.667% 124	23,600.00 6.667% 16	-	-	-	-	354,000.00 100% 240 MD
7. A) Proposed Repair of Grandstand, Comfort Rooms and Pathway B) CMU Campus C) Social Development Education D) CMU-STF E) By Administration F) June 6, 2011 - Aug. 4, 2011 (60 CD)	FS-310,000.00 %-100% OI-Repair EG-240 MD	-	-	-	-	-	129,166.67 41.667% 100	160,166.67 51.667% 124	20,666.67 6.667% 16	-	-	-	-	310,000.00 100% 240 MD
8. A) Proposed Repair of 4 units Gov't Cottage B) CMU Campus C) Social Development Education D) CMU-STF E) By Administration F) May 23, 2011 - Sept. 19, 2011 (120 CD)	FS-675,285.00 %-100% OI-Repair EG-480 MD	-	-	-	-	50,646.38 7.500% 36	168,821.25 25.000% 120	174,448.63 25.833% 124	174,448.63 25.833% 124	106,920.13 15.833% 76	-	-	-	675,285.00 100% 480 MD
FS -Final Schedule	% - Overall Physical Target in Percent						OI - Output Indicator/ Targets							EG - Employment Generated


Prepared by:


Checked by:


Reviewed by:

Conformed by:


Noted:


NONILON G. OBEDENCIO
 Engineer II, PPDO


REYNALDO B. MABELIN
 Head, PPDO


PERFECTO B. BOJO
 Director, UPDO


RICARDO G. VILLAR
 VP for Administration


MARIA LUISA R. SOLIVEN
 CMU, President

PMC FORM 1-2
 PHYSICAL AND FINANCIAL ACCOMPLISHMENT REPORT FOR CAPITAL INVESTMENT PROGRAMS/PROJECTS
 AS OF June 30, 2011

IMPLEMENTOR: CENTRAL MINDANAO UNIVERSITY

REGION : 10

PROVINCE : BUKIDNON

(A) NAME OF PROJECT (B) DATE STARTED (C) TARGET COMPLETION DATE	LOCATION (CITY/ MUNICIPALITY)	FINANCIAL STATUS (P000)				PHYSICAL STATUS				EMPLOYMENT GENERATED To Date (Man-Days)	REMARKS 1) Problems/Issues of implementations 2) Recommendations
		a) Program b) AA Issued CY	a) Program b) AA Issued To Date	EXPENDITURE		Output Indicator	TARGET To Date	ACTUAL This Month	ACTUAL To Date		
				UNPAID OBLIGATIONS To Date	DISBURSEMENTS To Date						
(1)	(2)	(3)	(4)	(5)	(6)	(7)	(8)	(9)	(10)	(11)	(12)
1. A) Proposed Renovation of Admin Building P-4 B) December 4, 2010 C) May 3, 2011	CMU, Musuan, Bukidnon	1,200,000.00 Cong. Initiative Labor Pakyaw	1,200,000.00 Cong. Initiative Labor Pakyaw	-	1,200,000.00	100%	100%	100%	100%	1,858 MD	Project Completed
2. A) Executive House (Kitchen Ext'n Pathway, Re-painting, Generator Shed and Tiling B) Jan. 10, 2011 C) April 9, 2011	CMU, Musuan, Bukidnon	707,000.00 CMU-General Fund	707,000.00 CMU-GF	-	707,000.00	100%	100%	100%	100%	810 MD	Project Completed

3. A) Executive House Concrete Fencing B) Jan. 17, 2010 C) April 16, 2011	CMU, Musuan, Bukidnon	685,000.00 CMU-General Fund	685,000.00 CMU-GF	-	685,000.00	100%	100%	100%	100%	540 MD	Project Completed
4. A) Proposed Agromet Staff Housing B) June 6, 2011 C) Aug. 4, 2011	CMU, Musuan, Bukidnon	290,000.00 CMU-Special Trust Fund	290,000.00 CMU-STF	136,621.90	153,378.10	100%	41.666%	52.889%	52.889%	100 MD	Project on-going

5. A) Executive House Catch Basin, Drainage, Rd Pavement, Pathway, Steel Gratings, Landscape, open shed & Guard House B) June 1, 2011 C) June 30, 2011	CMU, Musuan, Bukidnon	342,000.00 CMU-Special Trust Fund	342,000.00 CMU-STF	-	342,000.00	100%	100%	100%	100%	264 MD	Project Completed
6. A) Generator Shed at Admin Building B) June 6, 2011 C) Aug. 4, 2011	CMU, Musuan, Bukidnon	354,000.00 CMU-Special Trust Fund	354,000.00 CMU-STF	82,287.30	271,712.70	100%	41.666%	76.755%	76.755%	100 MD	Project Ready for Roof Cover
7. A) Proposed Repair of Grandstand, Comfort Rooms and Pathway B) June 6, 2011 C) Aug. 4, 2011	CMU, Musuan, Bukidnon	310,000.00 CMU-Special Trust Fund	310,000.00 CMU-STF	166,377.00	143,623.00	100%	41.666%	46.330%	46.330%	100 MD	Project on-going
8. A) Proposed Repair of 4 units Gov't Cottage B) May 23, 2011	CMU, Musuan, Bukidnon	675,285.00 CMU-Special	675,285.00 CMU-STF	392,509.41	282,775.59	100%	35.985%	41.875%	41.875%	156 MD	Project on-going

C) Sept. 19, 2011		Trust Fund								
TOTAL			4,563,285.00	777,795.61	3,785,489.39	100%	81.341%	82.956%		3928 MD

POSITIVE SLIPPAGE = 1.615%


Prepared by:


Checked by:

Reviewed by:

Conformed by:


Noted:


NONILON G. OBEDENCIO
 Engineer II, PPDO


REYNALDO B. MABELIN
 Head, PPDO


PERFECTO B. BOJO
 Director, JPDO


RICARDO G. VILLAR
 VP for Administration


MARIA LUISA R. SOLIVEN
 CMU, President